



## Vegreville Agricultural Society

"Serving the Community of Today and Tomorrow"

[www.vegag.ca](http://www.vegag.ca)

4753 - 45 Avenue  
Vegreville, AB T9C 0B2  
Ph: 780-632-3950  
E: [vegrevilleagsociety@gmail.com](mailto:vegrevilleagsociety@gmail.com)  
  @vegrevilleagsociety

# May Online Show

Each class will be awarded 1st - 4th place.

75% payout awarded.

**Submit Videos by May 17, 2021.**

Cost: \$25 (adult) \$10 (youth) via e transfer or by mailing the Ag Office. Ribbons & score cards will be sent in the mail. \* Make sure your camera person is in the position the judge would be (moving around to inspect as a judge would ) and for trail and obstacles that they are a good clear view.

**Contact us: [vegrevilleagsociety@gmail.com](mailto:vegrevilleagsociety@gmail.com) or text 780-603-9130**

### CLASS LIST

1. Showmanship Halter Under 10 pattern attached
2. Showmanship Halter 11 – 17 year old pattern attached
3. Showmanship Halter 18+ pattern attached
4. Lungeline yearling W/T 2 circles each gait – both directions
5. Lungeline 2 year old W/T/L 2 circles each gait – both directions
6. Trail Junior Rider – Pattern attached
7. Trail Adult Rider – Pattern attached
8. Obstacle Junior Rider – See Required Obstacles attached
9. Obstacle Adult Rider– See Required Obstacles attached
10. Costume class – show us your best costume (Horse& Rider) This class will be voted online by the public

NAME: \_\_\_\_\_

MAILING ADDRESS \_\_\_\_\_

HORSES NAME \_\_\_\_\_ AGE \_\_\_\_\_

EMAIL \_\_\_\_\_

CLASS NUMBERS \_\_\_\_\_

\*\* IF YOU NEED CLARIFICATION ON ANY OBSTACLE ETC CONTACT THE OFFICE AT 780-632-3950

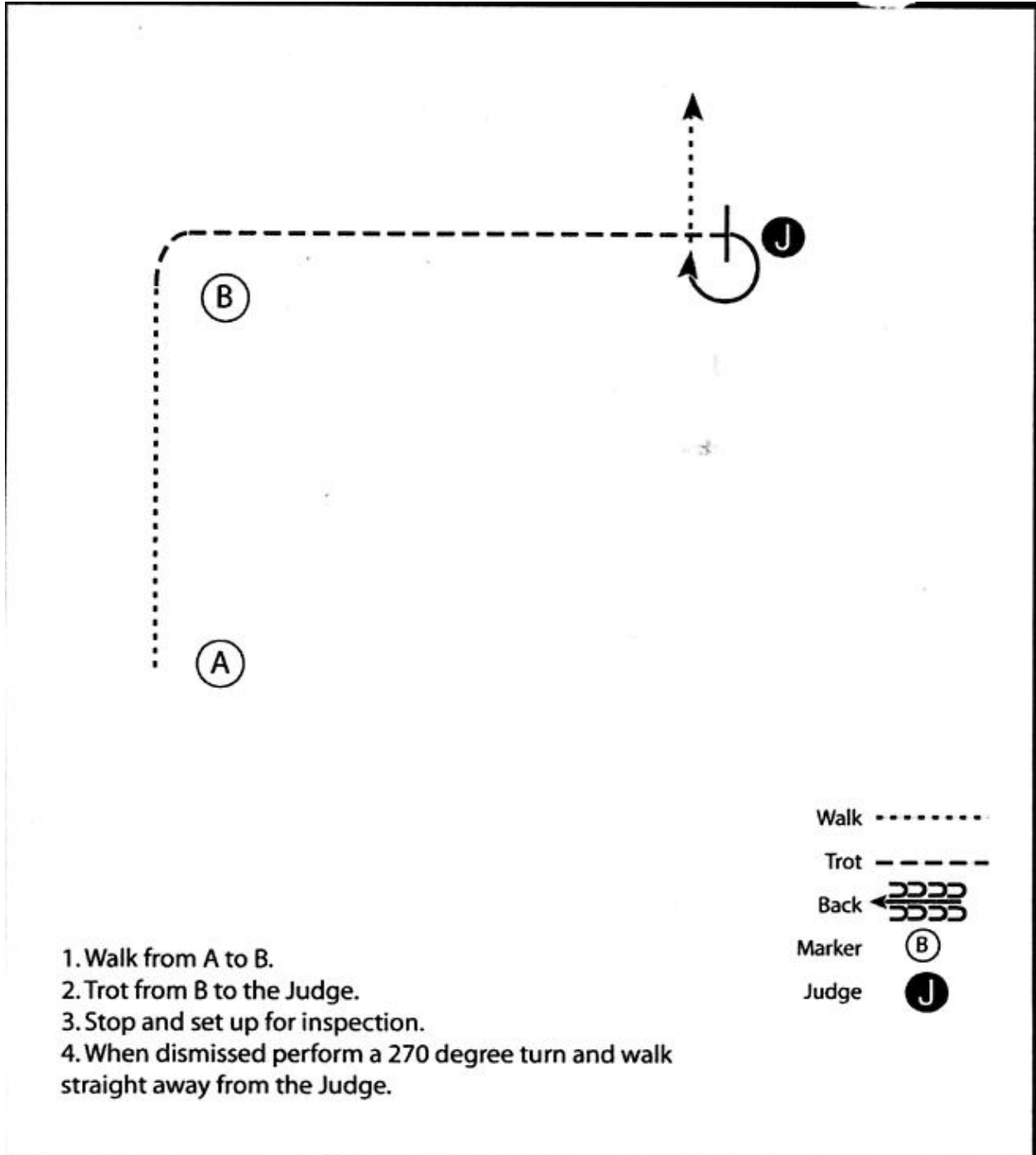
WHICH METHOD WILL YOU BE SUBMITTING VIDEO?

- YOUTUBE LINK                       FACEBOOK MESSANGER

PAYMENT: \_\_\_\_\_ ETRANSFER \_\_\_\_\_ CHEQUE/CASH \_\_\_\_\_ All

payments must be received in full prior to judging.

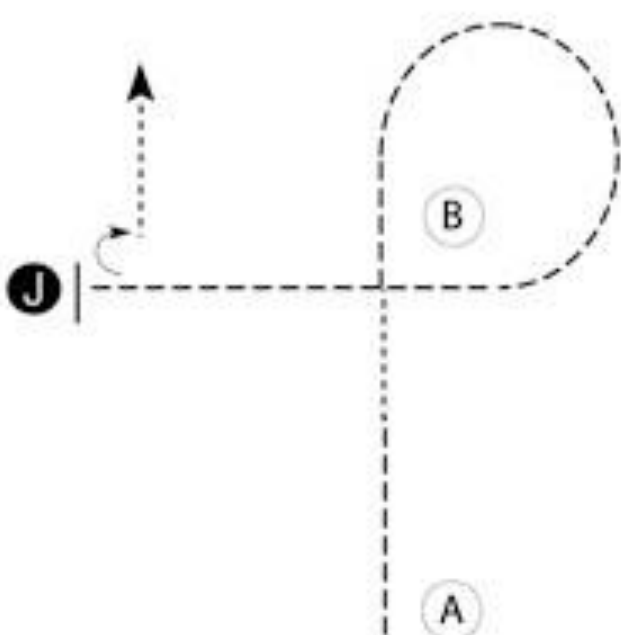
## JUNIOR SHOWMANSHIP CLASS 1 & 2



## ADULT SHOWMANSHIP CLASS 3

www.HorseShowPatterns.com

www.HorseShowPatterns.com



Be ready at A.

1. Trot halfway to B.
2. Walk two horse lengths.
3. Trot to and around B as shown.
4. Trot to the judge. Stop and set up for inspection.
5. When dismissed, perform a 90 degree turn and walk straight away.

Follow the instructions of your ring steward.

Walk -----

Trot - - - - -

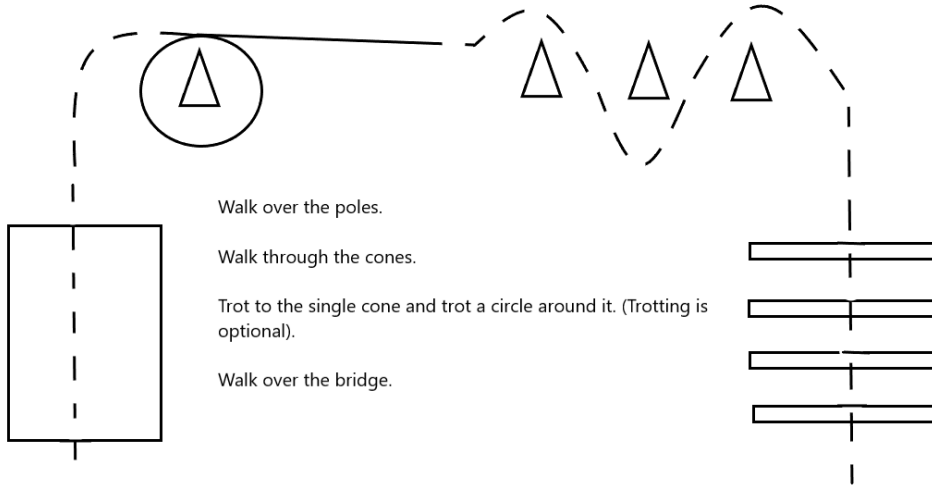
Back ← [horse icon]

Marker (B)

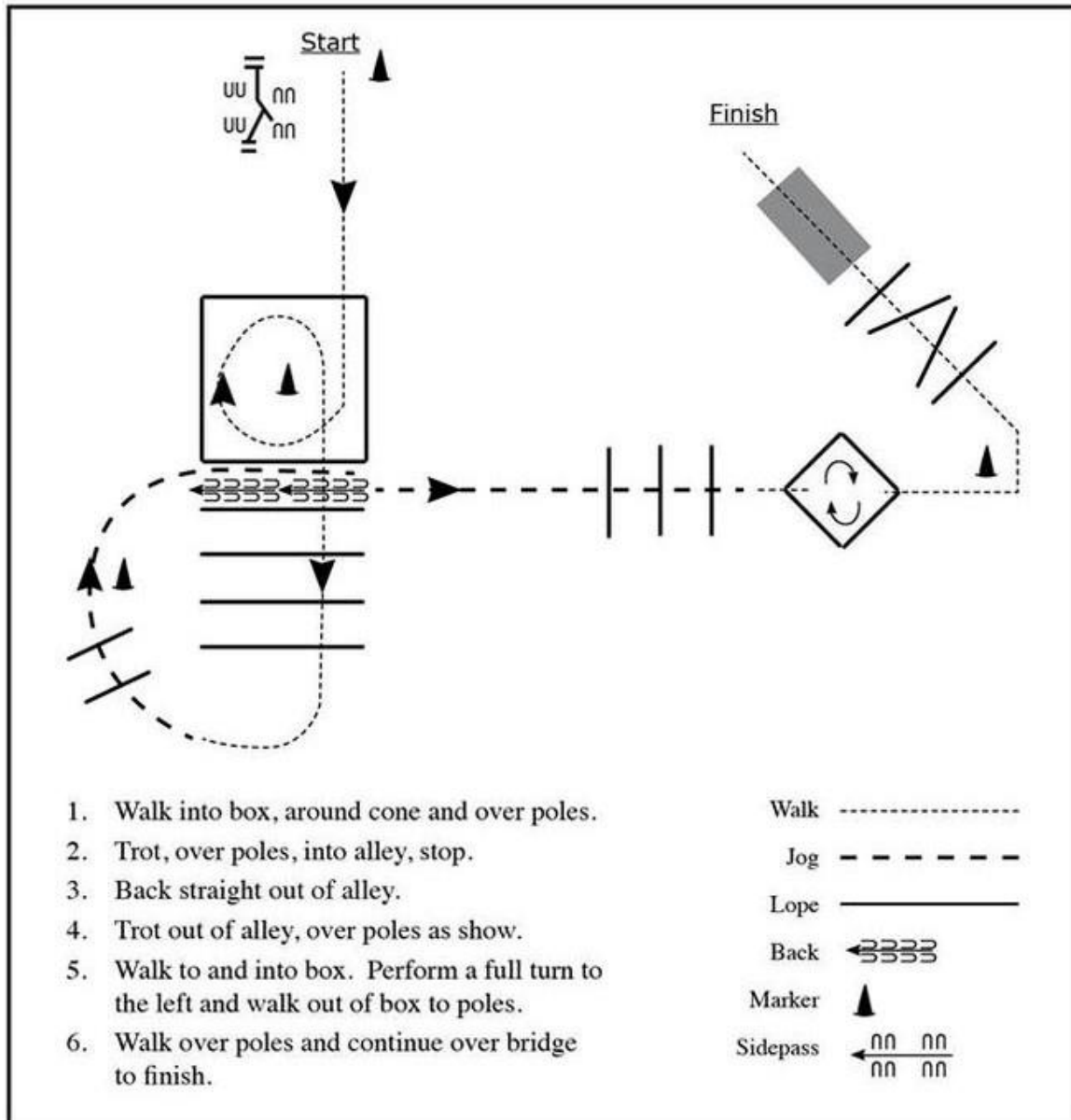
Judge (J)

## JUNIOR TRAIL CLASS 6

### Proud Equestrian Program (PEP) - Class 601 - Obstacle Course



## ADULT TRAIL CLASS 7



## CLASS 8 & 9

### Pick 7 OBSTACLES.

- HORSE KICKS GIANT BALL - 8 FT DISTANCE TOTAL
- DRAG OBSTACLE 8 FT, DRAG TIRE, POLE ANYTHING OF WEIGHT
- COME TO FENCE TO MOUNT – From the ground, go to fence or mounting block and ask horse to come parallel to mount or block, mount horse
- WALK OVER BRIDGE
- PLATFORM STAND – must be a foot high and no larger than 2 ft in diameter
- GATE LEFT PUSH OPEN & CLOSE
- WALK OVER TARP
- WALK THRU COWBOY CURTAIN – make sure curtain is fairly solid
- POOL NOODLE WALK THRU – noodles attached stationary fixtures. Noodle ends must be touching
- TROT 20 Metre CIRCLE WITH FLAG



noodle sample